

EASY-LASER[®]

XT550



IECEX



Intrinsically safe for potentially explosive environments.



**CLOUD
CONNECTED**




**IP66
IP67**

Shaft Alignment


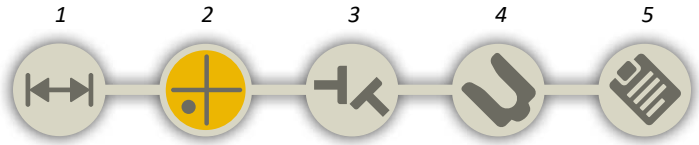
XT550

THIS IS EASY ALIGNMENT

HORIZONTAL PROGRAM

 The user interface is intuitive and guides you through the measurement process. You can save the measurements of a machine for *As found* and *As left* in the same file. The procedure for the other alignment programs in the XT app is equally intuitive and guided.

The interactive workflow indicator lets you easily jump to any part in the measurement process.



1. Enter dimensions



2. Measure



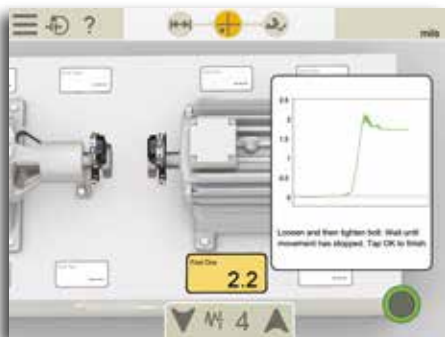
3. View result, As found

4. Adjust, As left



5. Documentation

(Send PDF report to USB or by WiFi)



Soft Foot check on both machines.



Tolerance check. Pre-set or custom.



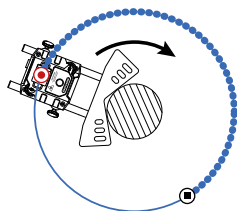
Quality check view for measurements

MEASUREMENT METHODS

● Measuring points

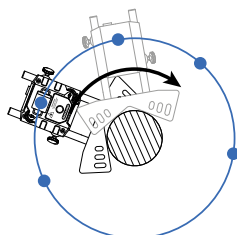
● Start recording

■ Stop recording



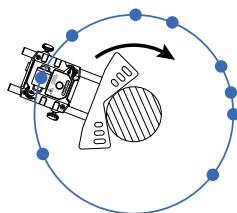
CONTINUOUS SWEEP

Automatic recording of measurement values during continuous sweeping of the shafts. Hundreds of points are registered. You can start and stop anywhere on the turn.



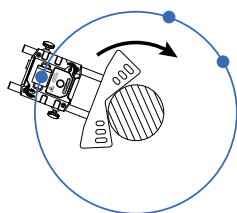
UNCOUPLED SWEEP

Rotate one shaft/unit at a time to pass with the beam over the other (stationary). Repeat alternately until enough measurement points are recorded. You can start and stop anywhere on the turn.



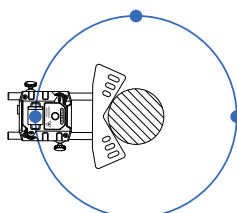
MULTI POINT

Multi point is basically the same as EasyTurn™, but instead you can record multiple points on the sector rotated. This will provide an optimized calculation basis. Perfect for e.g. turbine and sliding bearing applications.



EASYTURN

The EasyTurn™ function allows you to begin the measurement process from anywhere on the turn. You can turn the shaft to any three positions to register the measurement values.



9-12-3

Measurement points are recorded at fixed points 9, 12 and 3 o'clock. Useful for shafts oriented vertically or wall-mounted machines.

SMART FUNCTIONS



THERMAL GROWTH

Automatically compensate for thermal expansion of the machines.



SWAP VIEW

Understand adjustment directions more intuitively.



CONTINUE SESSION

Your latest measurement is always available, automatically saved.



TEMPLATES

Save measurement files as templates, with machine data and settings, to quickly start measurements.



MEASUREMENT VALUE FILTER

Improve readings when measuring conditions are poor.



MULTIPLE SETS OF FEET

Align machines with more than two pairs of feet.



LOCKED FEET

Lock any pair of feet on the machine. Used when aligning base-bound or bolt-bound machines.



WIDE LIVE ADJUSTMENT

Adjust with live values using expanded sensor position ranges in the H and V position



SELECT MACHINE IMAGE

Choose from different 3D machines to portray your machinery on either side of coupling.



SELECT COUPLING TYPE

Choose measurement method depending on coupling type: short flex, spacer shaft.



ADJUSTMENT GUIDE

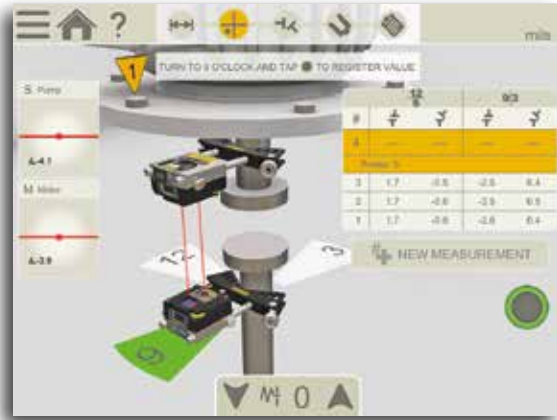
The adjustment guide helps you decide optimum adjustment by simulating shimming and move. For programs Horizontal and Machine train.



BUILT-IN HELP

The app includes a searchable *Users Manual* which opens the relevant chapter depending where in the process you are. This makes it quick and easy to find the answers to your questions.


MORE POSSIBILITIES



VERTICAL/FLANGE MOUNTED MACHINES



For measurement and alignment of vertically and flange mounted machines.



CARDAN/OFFSET MOUNTED MACHINES



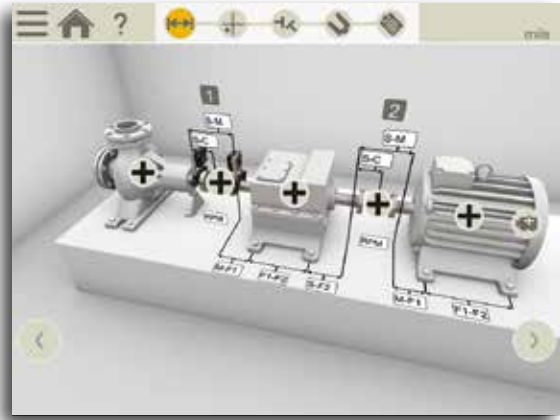
For alignment of cardan/offset mounted machinery. (Requires additional Cardan bracket Kit.)



TWIST MEASUREMENT OF MACHINE BASE



The twist measurement program allows you to check the flatness or twist of the machine foundation using only the measuring units in the system.

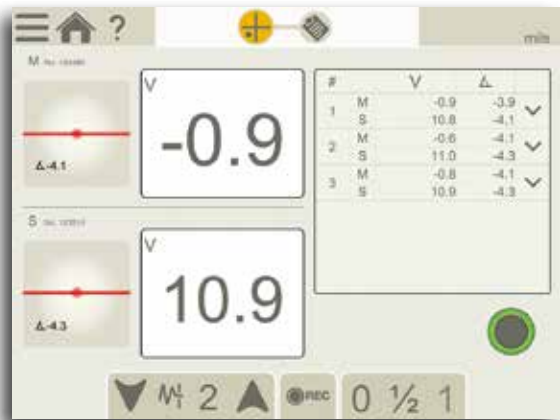


MACHINE TRAIN



Build your own machine train with as many machines as you need. You can pick the reference machine manually, or let the program choose one that will minimize the need for adjustments.

- The easiest and most intuitive machine train interface available.
- See the complete picture of the machine train alignment to quickly determine corrections.
- Instantaneous live movement of your machines during corrections.



VALUES – DIGITAL DIAL INDICATOR



With the Values program you measure as with dial gauges, but with laser precision and the capability to document the measurement result. Automatic recording is possible (set the interval and duration). You can make individual notes for each measurement point.

CHECK BEARING CLEARANCE etc.



With the Values program you can check bearing clearance or shaft load.

DOCUMENTATION

SAVE!



INTERNAL MEMORY

Save your measurement files, photos and reports to the internal memory.



VERSATILE FILE TYPES

Both a PDF and an Excel file are generated.



READ QR AND BAR CODES

Assign a specific code to a specific machine, then use the built-in camera of your device to open assigned file and settings.

(Note: camera resolution requirements applicable.)

TYPE	NAME	DATE	Edit
File	Shft_2018-02-14 14_31_08	2018-02-14	[Icon]
File	Values_2018-04-10	2018-04-10	[Icon]
Image	IMG_20180410_142801	2018-04-10	[Icon]
File	Shft Alignment Water pump 3	2018-04-10	[Icon]
File	Vertical motor ABB	2018-04-14	[Icon]

SHOW!



CUSTOM PDF REPORT TEMPLATES

Use one of the two formats included.



ADD NOTES

Add additional details so they appear in the alignment report.



SIGN REPORTS ELECTRONICALLY


Sign-on screen to verify your job.

Signature is saved with the PDF file.



ADD PHOTO

Show what you mean.



SHARE!



SEND THE REPORTS

Share the reports via WIFI email.

Possible on all platforms.



XT550

SYSTEM PARTS

ECOM Tab-Ex® DISPLAY UNIT

Based on Samsung GALAXY Tab Active, ecom's hazardous area tablet is certified for use in Zone 1/ 21 & DIV 1 hazardous areas.

The app runs on most iOS and Android units, as well as our own display unit XT12. However, those are not allowed in potentially explosive areas, but makes for a perfect complement for use in other places.



GLOVE-ENABLED TOUCH SCREEN

Navigate the screen with or without work gloves.



EX/ATEX APPROVED

The ecom Tab-Ex® display unit is approved in accordance with:

ATEX/UKCA Ex classification:

⊕ II 2G Ex db ia IIC T6 Gb IP64

⊕ II 2D Ex ia tb IIIC T80°C Db

-20°C ≤ Ta ≤ +55°C

IECEX classification:

Ex db ia IIC T6 Gb IP64

Ex ia tb IIIC T80°C Db

-20°C ≤ Ta ≤ +55°C

Ex certificate number:

EPS 22 ATEX 1055X, IECEx EPS 22.0014X, EPS 22 UKEX 1055X



13 MP CAMERA WITH FLASH

Take pictures to identify your machines and include with your report.

XT50-M/S MEASURING UNITS

The XT50 measuring units have dot-type laser and 1-axis square PSD surfaces.

A state-of-the-art OLED display shows the angle of the unit, making it easier to position it on the shaft.

The diagonally positioned locking knobs securely lock the unit on the rods. Rigid aluminum housing provide maximum stability. IP66 and 67, dust- water- and shockproof. Built-in wireless technology.

SHAFT BRACKET

The V-bracket is light yet rigid, with two rods for maximum stability in all directions. Pre-mounted chain for quick setup on the machine.



LONG OPERATING TIMES

Heavy-duty battery for very long operating times; up to 20 hours.



EX APPROVED

The EX ratings are valid for the XT50 measuring units, Part No. 12-1026 and 12-1027, and the ecom Tab-Ex® tablet only, as stated for each. Brackets, fixturing equipment, case, and other accessories are not subject to any EX classification, and must be assessed by the user before use in EX environment. Easy-Laser does not take responsibility for the EX safety of accessories.

XT50-M/S, Ex classification:

⊕ II 2 G Ex ib op is IIC T4 Gb, -10°C ≤ Ta ≤ +50°C

⊕ II 2 D Ex ib op is IIIC T135°C Db, -10°C ≤ Ta ≤ +50°C

Ex certificate number:

Presafe 17 ATEX 10552X, IECEx PRE17.0049X



DOT-TYPE LASER TECHNOLOGY

The dot laser technology makes it possible to measure larger machines and longer spans than line laser systems. It also provides higher accuracy when backlash in the coupling is present. In addition, dot laser allows you to check more things when installing a machine, e.g. twist of foundation and bearing clearance.



DUAL LASERS, PSD, INCLINOMETERS

With electronic inclinometers in both measuring units the system knows exactly how they are positioned. This also makes it very easy to align uncoupled shafts. The so called reversed measurement method with two laser beams and two PSD makes it possible to also measure very misaligned machines. This is particularly good for new installations, where the machines are not yet in the correct position. Compared to many other methods, the Dual Technology will retain the measurement accuracy also when distances increase.



IP66 AND IP67 APPROVED

Easy-Laser® XT measuring units and display unit are waterproof, dustproof and shockproof. The units have been tested and approved to an Ingress Protection rating of IP66 and IP67, which means that they are dustproof and waterproof to a depth of 1 meter, and also protected against powerful water jets.



XT550

EASY-LASER® GENERATION XT



The age of measurement independence is here!

SAME INTERFACE

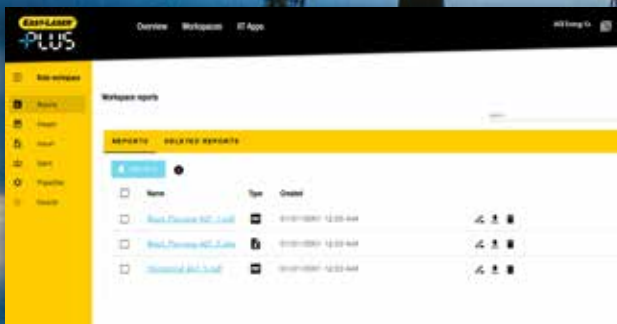
Purchase multiple systems from the XT range with various capabilities, train once! The training costs are minimized significantly since the app interface and basic functionality is identical for all systems.

DISCLAIMER: For use in EX-classed areas, the mobile device you're using must be approved for these areas. Always check for approval labels before entering potentially explosive areas.



EASY-LASER®

PLUS™



EASY-LASER PLUS™ IS OUR CLOUD SOLUTION WHERE YOU:



- Collaborate with your maintenance team on job assignments.
- Collect all your team's measurement data in one place for quick overview and analysis.
- Copy your measurement data to a new device if your tablet is lost or damaged.
- Restore accidentally deleted files on your tablet.
- Receive information about the latest software updates.

Simply put, Easy-Laser PLUS™ is your hub for the team's measurement jobs and extra security for your data.

Get it now! Go to easylaser.plus

Easy-Laser® is manufactured by Easy-Laser AB, Alfagatan 6, SE-431 49 Mölndal, Sweden
Tel +46 31 708 63 00, Fax +46 31 708 63 50, e-mail: info@easylaser.com, www.easylaser.com
© 2024 Easy-Laser AB. We reserve the right to make changes without prior notification.
Easy-Laser® is a registered trademark of Easy-Laser AB. Android, Google Play, and the Google Play logo are trademarks of Google Inc. Apple, the Apple logo, iPhone, and iPod touch are trademarks of Apple Inc., registered in the U.S. and other countries. App Store is a service mark of Apple Inc. Other trademarks belong to their respective owners. *ecom Tab-Ex 1 year warranty. Documentation ID: 05-0912 Rev7



LUDECA

Keep it running.

LUDECA Inc.
1425 N.W. 88th Avenue
Doral, FL 33172
Phone: (305) 591-8935
Fax: (305) 591-1537
info@ludeca.com
www.ludeca.com