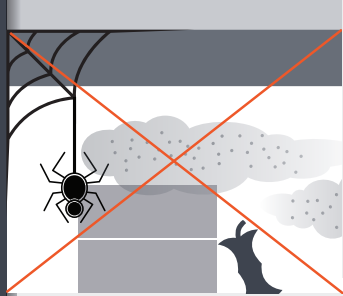


BELT & CHAIN STORAGE BEST PRACTICES



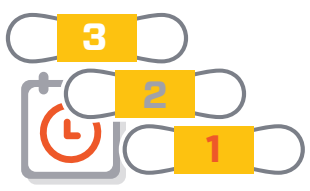
Label chains and belts by type, size, number and date stored.
Label shelves in accordance with in-house MRO guidelines.

Maintain constant temperature and relative humidity.

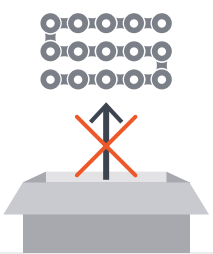


Store in clean and dry environment to prevent ingress contamination.
Keep belts out of sunlight and away from the ceiling.


Use oldest first (FIFO: First in, first out).
Belts: Validate date of manufacture is within the past 2 years.
Chains: Date of purchase should be added.



Keep all labels or stencil markings on packaging.
Keep chains in their protective wrappers and packaging until ready to use.




Tag belts with "dispose-by" sticker. Set for 5 years after manufacturing date.
Dispose of expired belts annually.



If not packaged, lubricate chains frequently to prevent corrosion.

Lay chains and belts on a flat surface (possible damage if hung).
Flip periodically.
Belts can be hung if on a foam-noodle wrapped peg with the same radius as the sheave.



Store chains in vibration free environment.

